

Contact insert - HC-B 24-I-UT-M-48 - 1584936

Please be informed that the data shown in this PDF Document is generated from our Online Catalog. Please find the complete data in the user's documentation. Our General Terms of Use for Downloads are valid (<http://phoenixcontact.com/download>)



HEAVYCON pin insert, B24 series, 24-pos., 25 ... 48 printed, screw connection

Why buy this product

- For fast coding with plastic profile
- For test pin 2 mm



Key Commercial Data

Packing unit	1 STK
GTIN	
GTIN	4046356156141

Technical data

General

Note	For HEAVYCON-ADVANCE of B24 type and HEAVYCON housing of B24/B48 type Plug-in connections may only be operated only when there is no load/voltage.
Connection method	Screw connection
Tightening torque	0.5 Nm ... 0.8 Nm
Screwdriver blade	0.5 x 3.5 mm
Degree of pollution	3
Overvoltage category	III
Number of positions	24+PE
Insertion/withdrawal cycles	≥ 500
Size	B24
Contact numbering	25 - 48
Conductor cross section	0.5 mm ² ... 2.5 mm ² (applies to stranded conductors with ferrules)
Connection cross section AWG	20 ... 14
Stripping length of the individual wire	8 mm

Contact insert - HC-B 24-I-UT-M-48 - 1584936

Technical data

General

Assembly instructions	Coding also using the CP-HC (1686478) coding profiles. HC-B6../ HC-B10..for two coding profiles. HC-B16../ HC-B24..for four coding profiles.
Connection	Connectors may only be actuated when there is no load/voltage.

Ambient conditions

Ambient temperature (operation)	-40 °C ... 125 °C (including heating up of contacts)
---------------------------------	--

Material data

Contact material	Copper alloy
Contact surface material	Ag
Contact carrier material	PC

Electrical characteristics

Rated voltage (III/3)	500 V
Rated surge voltage	6 kV
Rated current	20 A

Standards and Regulations

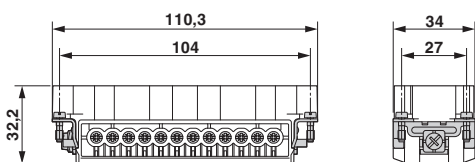
Connection in acc. with standard	CSA
Constructional and testing regulations	DIN EN 61984
	DIN EN 60664
	IEC 60352
Flammability rating according to UL 94	V0

Environmental Product Compliance

REACH SVHC	Lead 7439-92-1
China RoHS	Environmentally Friendly Use Period = 50
	For details about hazardous substances go to tab "Downloads", Category "Manufacturer's declaration"

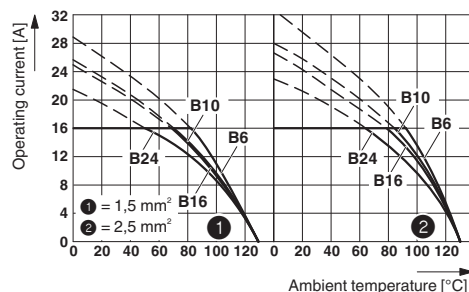
Drawings

Dimensional drawing



Male insert

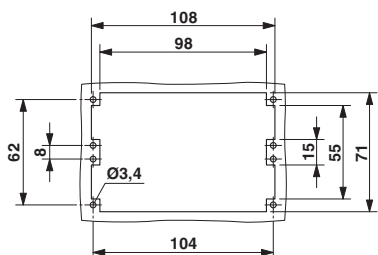
Diagram




Derating diagram

Contact insert - HC-B 24-I-UT-M-48 - 1584936

Dimensional drawing



Schematic diagram



Mounting cutout when used without housing

Connector pin assignment, connection side

Approvals

Approvals

Approvals

GL / CSA / UL Recognized / EAC

Ex Approvals

Approval details

GL		http://exchange.dnv.com/tari/	6196614 HH
----	--	---	------------

CSA		http://www.csagroup.org/services-industries/product-listing/	013631_6233_01
Nominal voltage UN		600 V	
Nominal current IN		13 A	
mm ² /AWG/kcmil		22-14	

UL Recognized		http://database.ul.com/cgi-bin/XYV/template/LISEXT/1FRAME/index.htm	FILE E 118976
Nominal voltage UN		600 V	
Nominal current IN		16 A	
mm ² /AWG/kcmil		14	

Contact insert - HC-B 24-I-UT-M-48 - 1584936

Approvals

EAC



RU C-
DE.AI30.B.01102

Phoenix Contact 2018 © - all rights reserved
<http://www.phoenixcontact.com>

PHOENIX CONTACT GmbH & Co. KG
Flachsmarktstr. 8
32825 Blomberg
Germany
Tel. +49 5235 300
Fax +49 5235 3 41200
<http://www.phoenixcontact.com>