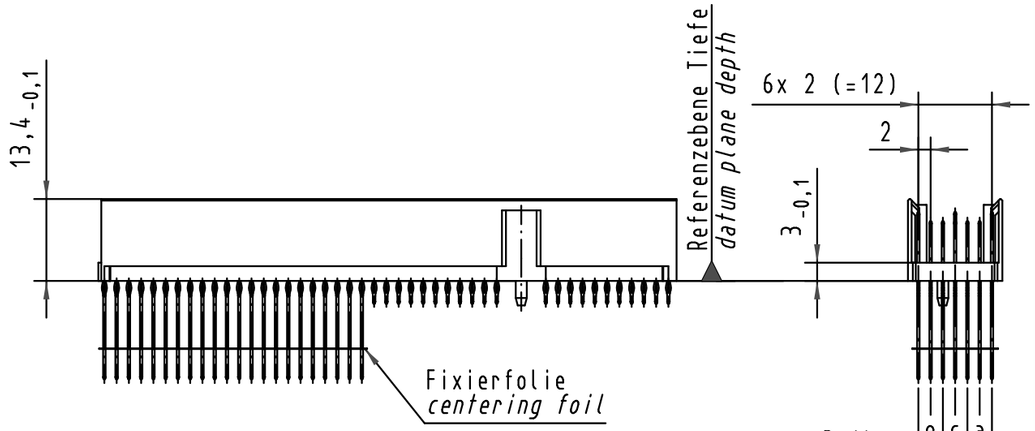

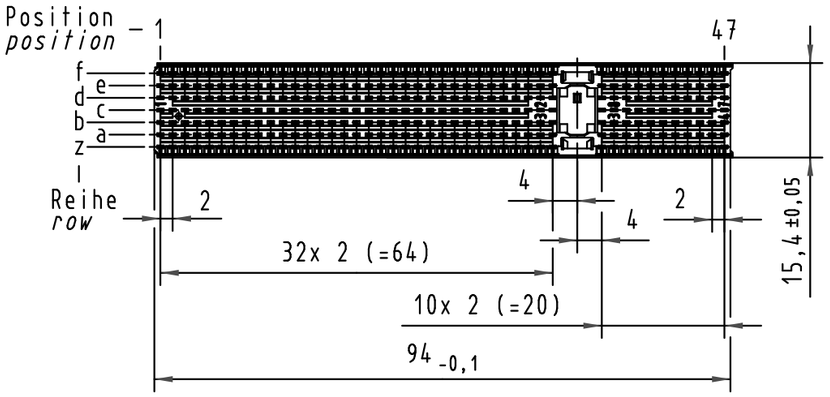

Lochbild
board drillings

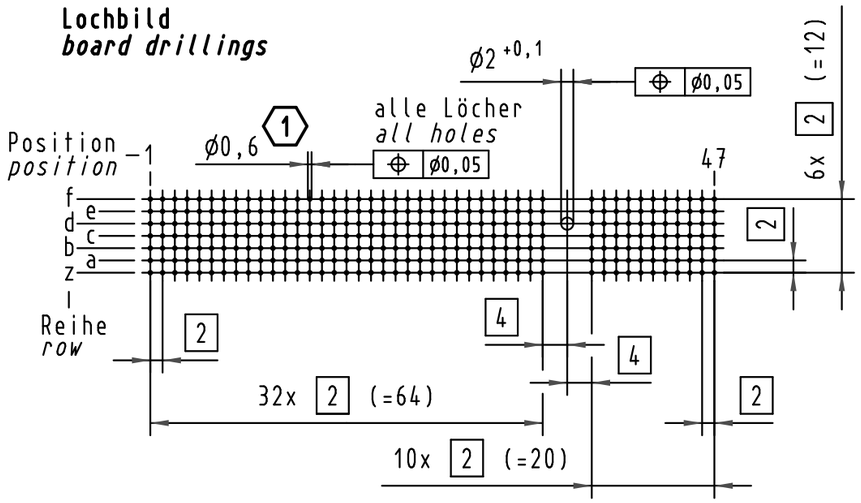

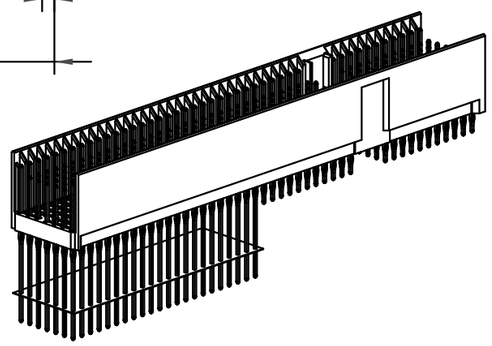

Kontakt-Maße
contact dimensions

(Längen der Steck- und Anschlußseite gelten für eingepreßte Steckverbinder)
(mating and termination length of contacts apply to pressed in connectors)

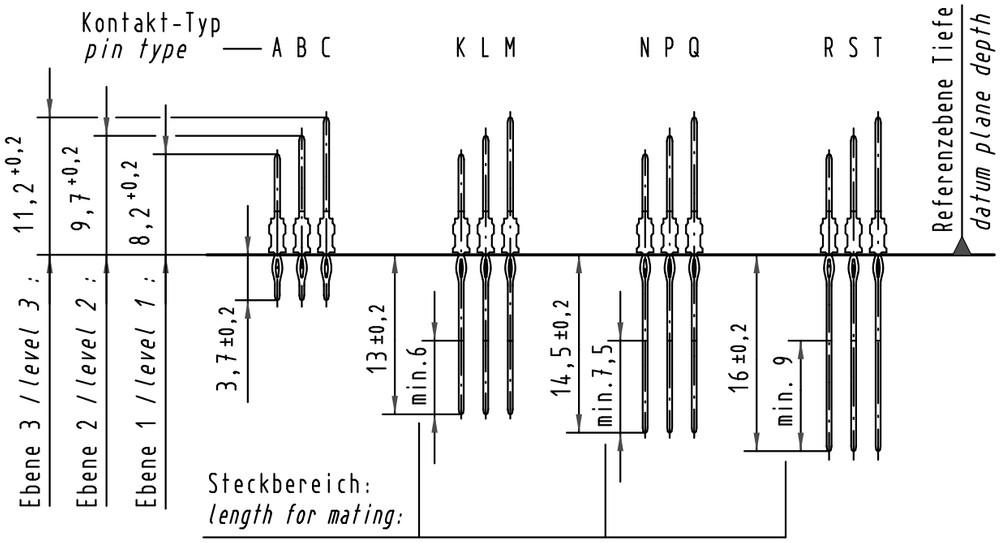

Kontaktbelegung
contact loading

2:1

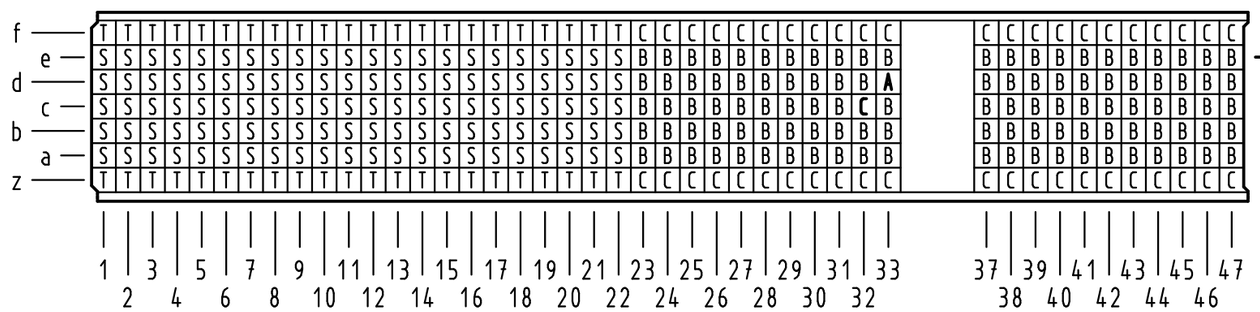

Empfohlener Lochaufbau und
weitere Informationen siehe: DS 17 00 110 0101
recommended configuration of plated through holes
and further information see: DS 17 00 110 0101

17 06 308 4001	S4
17 06 308 2001	2
17 06 308 1001	1
Bestell-Nr. *part-no.*	Anforderungsstufe *performance level* 1

All Dimensions in mm Original Size DIN A 3			Techn. Character.			
				Dat.	Name	Maßstab/*Scale*
			Detail.	26.08.98	Hl.	1:1
35969	11.01.10	Hage.	Insp.	26.08.98	Wei.	2:1
34337	22.05.07	Cla	Stand.			
29423	03.04.01	Rie.				
24607						
Mod.	Dat.	Name				

HARTING Electronics GmbH & Co. KG
D-32339 ESPELKAMP

Nicht tolerierte Maße/*Free size tolerances*
IEC 61076-4-101

har-bus HM Messerleiste Typ Monoblock 47
308pol.,Anschlußlänge 3,7mm und 16mm
har-bus HM male connector type monoblock 47
308pol.,termination length 3,7mm and 16mm

TB 17 06 308 x001

Blatt/*page* /

Sub.

Alle Rechte vorbehalten/ All rights reserved